Turmhöhe (m)	cf x A (m^2)
60,85	53
54,85	53
48,85	53
42,85	53
42,80 WZ4	45

Alle Angaben unter Vorbehalt!

Aufsatzrohr

M 1:50

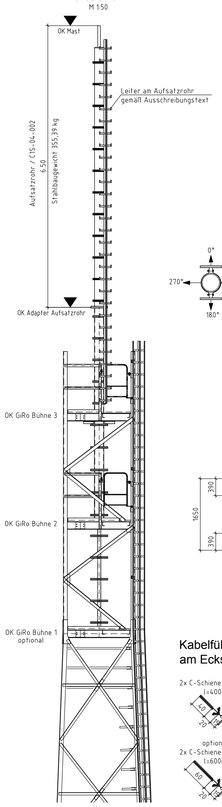

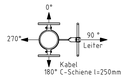

Innenbühne 1-3

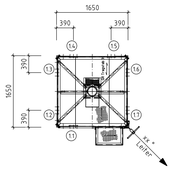

Kabelführung am Eckstiel

Aussenbühne 1-3
C1S-05-001

M 1:50

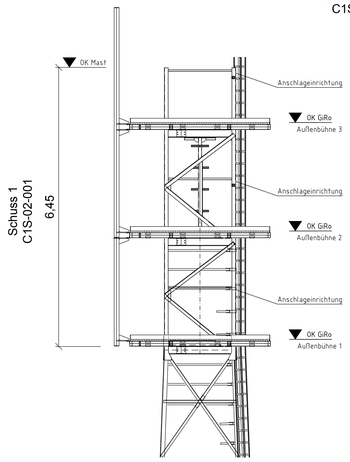

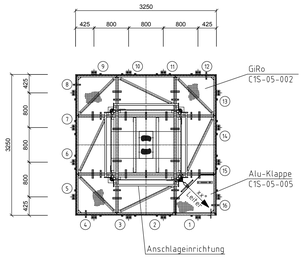

42,85m

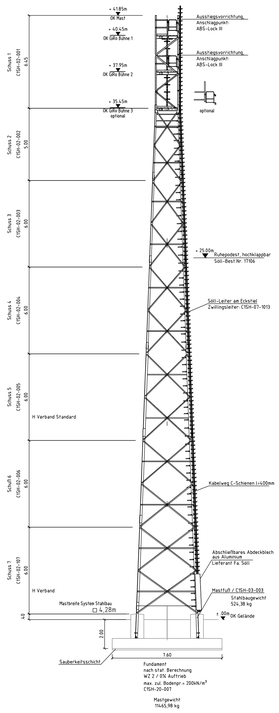

48,85m

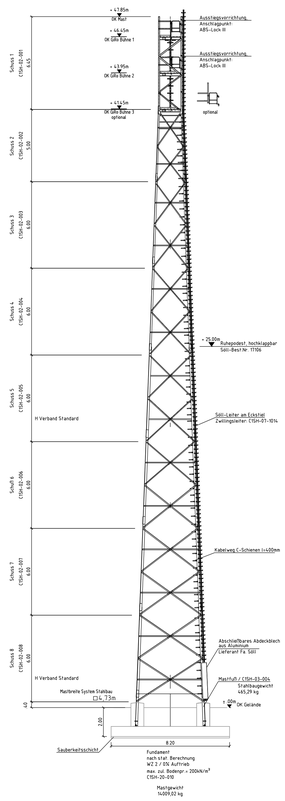

54,85m

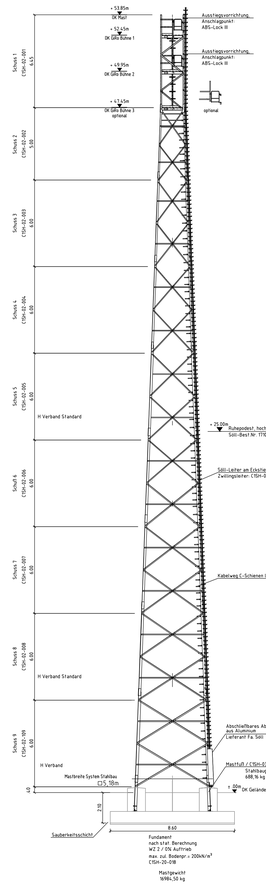

60,85m

A2= 53,00m² Antennenersatzfläche (brutto) verteilt auf:

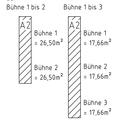

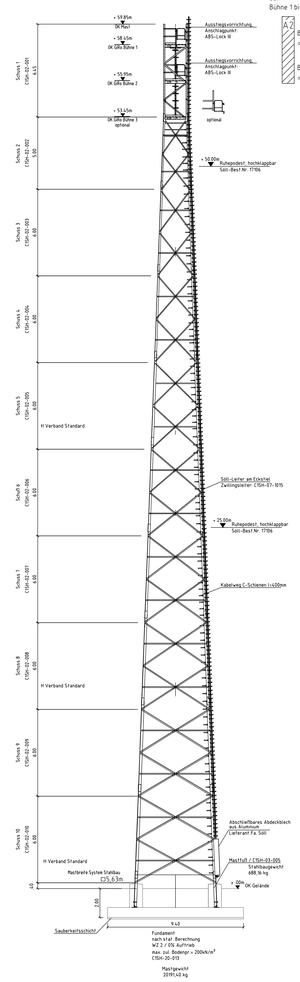

Fundament
nach stat. Berechnung

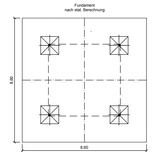

Index	Änderung	Datum	Name

Weitergabe sowie Vervielfältigung dieser Zeichnung sind verboten, soweit nicht ausdrücklich gestattet. Zuwiderhandlungen verpflichten zu Schadenersatz. Schutzvermerk ISO 16016 beachten!

	Datum	Name
Gez.:	28.10.	mli
Gepr.:		

Maßstab 1:100 / 1:50

Format A0 1189x841

Bl.: --

C1S - Funkmastreihe C1SH Ansichten, Bühnen, Details

Zeichnungs-Nr.: C1SH

Index

Projekt-Nr.: